







Part No.	Head Dia (mm)	Head Length (mm)	Shank Dia. (mm)	Sketch
Cylinder				
A30211	2.0	11.0	3	
A30314	3.0	14.0	3	
A30605	6.3	4.7	3	
A30612	6.3	12.7	3	
A60618	6.0	18.0	6	
A60820	8.0	19.0	6	
A61020	9.6	19.0	6	
A61220	12.7	19.0	6	
A61225*	12.7	25.0	6	
A61525*	16.0	25.0	6	
A62025*	19.0	25.0	6	
A62525*	25.0	25.0	6	


Part No.	Head Dia (mm)	Head Length (mm)	Shank Dia. (mm)	Sketch
Cylinder with Endcut				
B30211	2.0	11.0	3	
B30314	3.0	14.0	3	
B30605	6.3	4.7	3	
B30612	6.3	12.7	3	
B60618	6.0	18.0	6	
B60820	8.0	19.0	6	
B61020	9.6	19.0	6	
B61225*	12.7	25.0	6	
B61525*	16.0	25.0	6	
B62025*	19.0	25.0	6	
B62525*	25.0	25.0	6	


Part No.	Head Dia (mm)	Head Length (mm)	Shank Dia. (mm)	Sketch
Ball Nosed Cylinder				
C30211	2.0	11.0	3	
C30312	3.0	14.0	3	
C30612	6.3	12.7	3	
C60618	6.0	18.0	6	
C60820	8.0	19.0	6	
C61020	9.6	19.0	6	
C61125	11.0	25.0	6	
C61225*	12.7	25.0	6	
C61525*	16.0	25.0	6	
C62025*	19.0	25.0	6	


Part No.	Head Dia (mm)	Head Length (mm)	Shank Dia. (mm)	Sketch
Rim				
A6122.6-2	12.0	2.6	6	
A62006-6	19.0	6.0	6	
A62505-6	25.0	5.0	6	


Part No.	Head Dia (mm)	Head Length (mm)	Shank Dia. (mm)	Sketch
Ball				
D30202	2.0	1.8	3	
D30303	3.0	2.5	3	
D30404	4.0	3.4	3	
D30505	5.0	4.7	3	
D30606	6.3	5.0	3	
D60606	6.0	4.7	6	
D60808	8.0	6.0	6	
D61010	9.6	8.0	6	
D61111	11.0	9.5	6	
D61212*	12.7	11.0	6	
D61515*	16.0	14.0	6	
D62020*	19.0	16.5	6	
D62525*	25.0	22.0	6	


Part No.	Head Dia (mm)	Head Length (mm)	Shank Dia. (mm)	Sketch
Oval				
E30306	3.0	6.0	3	
E30610	6.3	9.5	3	
E60610	6.0	10.0	6	
E60815	8.0	15.0	6	
E61015	9.6	16.0	6	
E61220*	12.7	22.0	6	
E61525*	16.0	25.0	6	
E62025*	19.0	25.0	6	


Part No.	Head Dia (mm)	Head Length (mm)	Shank Dia. (mm)	Sketch
Ball Nosed Tree				
F30308	3.0	8.0	3	
F30312	3.0	14.0	3	
F30612	6.3	12.7	3	
F60618	6.0	18.0	6	
F60820	8.0	20.0	6	
F61020	9.6	19.0	6	
F61220	12.7	19.0	6	
F61225*	12.7	25.0	6	
F61525*	16.0	25.0	6	
F62025*	19.0	25.0	6	
F62032*	19.0	32.0	6	


Part No.	Head Dia (mm)	Head Length (mm)	Shank Dia. (mm)	Sketch
Pointed Tree				
G30312	3.0	14.0	3	
G30612	6.3	12.7	3	
G60618	6.0	18.0	6	
G60820	8.0	19.0	6	
G61020	9.6	19.0	6	
G61220	12.7	19.0	6	
G61225*	12.7	25.0	6	
G61525*	16.0	25.0	6	
G62025*	19.0	25.0	6	

Part No.	Head Dia (mm)	Head Length (mm)	Shank Dia. (mm)	Sketch
Flame				
H30306	3.0	6.0	3	
H30612	6.0	10.0	3	
H60820	8.0	19.0	6	
H61020	9.6	19.0	6	
H61232*	12.7	32.0	6	
H61535*	16.0	36.0	6	
H62042*	19.0	41.0	6	

Part No.	Head Dia (mm)	Head Length (mm)	Shank Dia. (mm)	Sketch
60°/90° Countersink				
J60606	6.0	4.0	6	
J61008	9.6	8.0	6	
J61210*	12.7	11.0	6	
J61512*	16.0	14.5	6	
J62018*	19.0	17.5	6	
K30303	3.0	1.5	3	
K60603	6.0	3.0	6	
K61004	9.6	4.7	6	
K61206*	12.7	6.3	6	
K61508*	16.0	8.0	6	
K62012*	19.0	9.5	6	

Part No.	Head Dia (mm)	Head Length (mm)	Shank Dia. (mm)	Sketch
Ball Nose Cone				
L30310	3.0	10.0	3	
L30312	3.0	14.0	3	
L60618	6.0	18.0	6	
L60822	8.0	25.4	6	
L61026	9.6	30.0	6	
L61228*	12.7	32.0	6	
L61533*	16.0	33.0	6	
L62038*	19.0	41.0	6	

Part No.	Head Dia (mm)	Head Length (mm)	Shank Dia. (mm)	Sketch
Cone				
M30311	3.0	11.0	3	
M30315	3.0	15.0	3	
M30612	6.3	12.7	3	
M60620	6.0	20.0	6	
M61020	9.6	16.0	6	
M61222*	12.7	22.0	6	
M61525*	16.0	25.0	6	

Part No.	Head Dia (mm)	Head Length (mm)	Shank Dia. (mm)	Sketch
Inverted Cone				
N30304	3.0	4.0	3	
N30606	6.3	6.0	3	
N60606	6.0	8.0	6	
N61010	9.6	9.5	6	
N61212*	12.7	12.7	6	
N61520*	16.0	19.0	6	
N62015*	19.0	16.0	6	

* Options: 8mm shank available upon request

Whatever your concerns, **procut** offers the solution.
 e.g. extended shank are available upon request.

